



Installation Manual

MERCEDES-BENZ CLS 4DR
MB-CLS-4-A



COMPONENTS INCLUDED



CL-M12 x 2



CL-P02 x 2



CL-M14 x 1



CL-W01 x 1



Installation

MERCEDES-BENZ CLS 4DR
MB-CLS-4-A



SIDE SHADE INSTALLATION



Installation

MERCEDES-BENZ CLS 4DR

MB-CLS-4-A

SIDE SHADE INSTALLATION



Installation

MERCEDES-BENZ CLS 4DR

MB-CLS-4-A



SIDE SHADE INSTALLATION



WARNING!

**SIDE WINDOWS SHOULD NOT BE OPERATED WHILST SHADES
ARE INSTALLED.**



Installation

MERCEDES-BENZ CLS 4DR

MB-CLS-4-A



TAILGATE SHADE INSTALLATION




Installation

MERCEDES-BENZ CLS 4DR

MB-CLS-4-A



TAILGATE SHADE INSTALLATION



Installation

MERCEDES-BENZ CLS 4DR
MB-CLS-4-A



TAILGATE SHADE INSTALLATION

